



Manor Field
PRIMARY SCHOOL
Respect Believe Achieve

Whole School Data 2018

July 2018

Respect

Believe

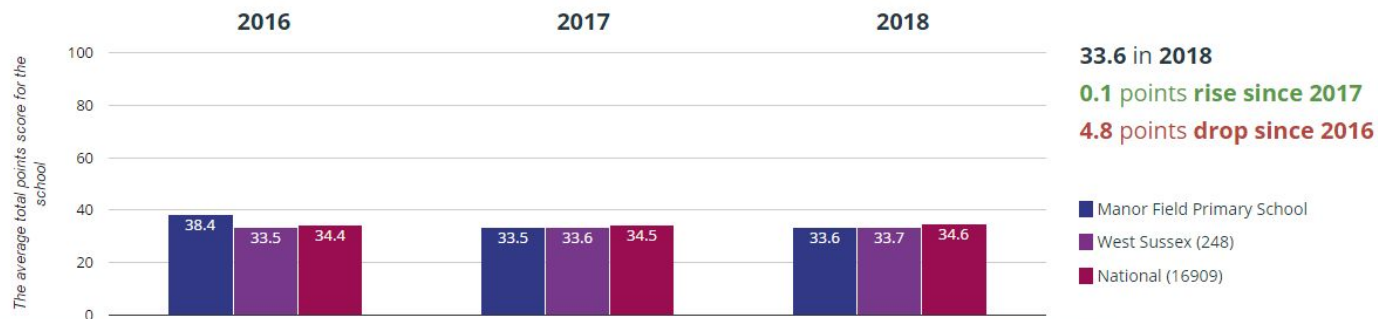
Achieve

EYFS Foundation Stage

★ Good Level Of Development



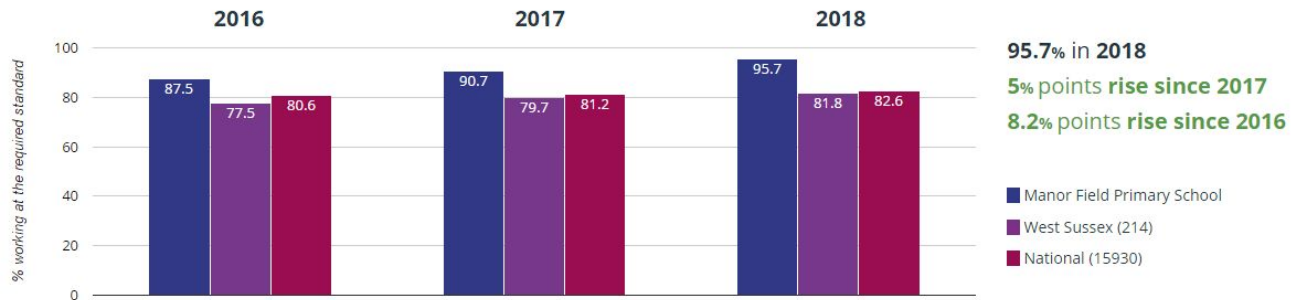
📈 Average Total Points Score



Year One Phonics

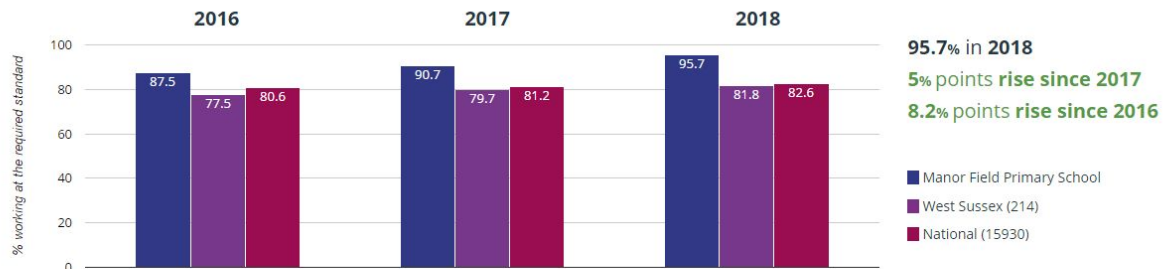
YEAR 1				
PHONICS				
3 YEAR TREND				
	2015	2016	2017	2018 (70)
MF	90	88	91	95.7
NATIONAL	77	81	81	82.6
WEST SUSSEX	73	77	80	81.8

🎤 Year 1: Working At



Phonics Year 1 and Year 2

Year 1: Working At



Year 2: Working At



KS1 - Key Information:

- **All KS1 data has improved on previous year data, including greater depth. Ofsted target.**
- **Writing and Maths below National.**
- **Maths - gap between school and National now 5% (10% in 2017)**
- **Writing gap between the school and National is now 6% difference (17% in 2017)**
- **Pupil Premium improved from 39% to 47% (Reading) 23% - 40% (Writing) 31% - 47% (Maths)**

Key Stage 1 Data

Reading - attaining EXS or better



77.9% in 2018

10.8% points rise since 2017

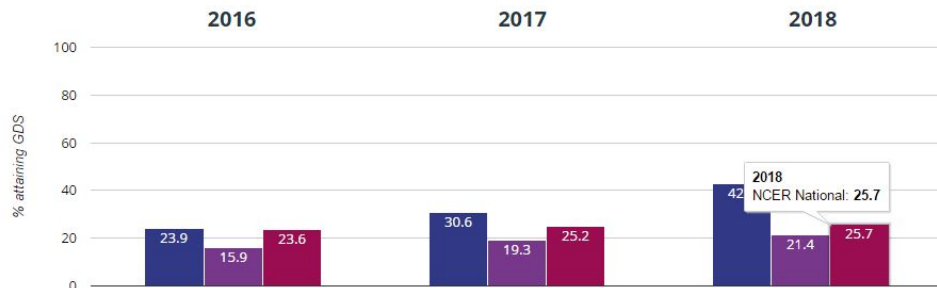
7.8% points rise since 2016

■ Manor Field Primary School

■ West Sussex (217)

■ National (16035)

Reading - attaining GDS



42.9% in 2018

12.3% points rise since 2017

19% points rise since 2016

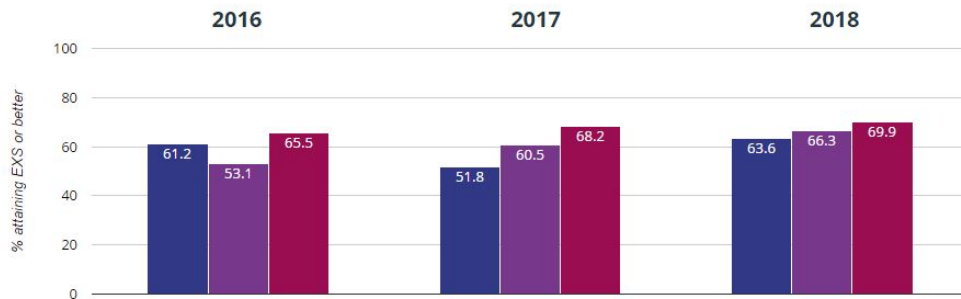
■ Manor Field Primary School

■ West Sussex (217)

■ National (16035)

Key Stage 1 Data

✍ Writing - attaining EXS or better



63.6% in 2018

11.8% points rise since 2017

2.4% points rise since 2016

- Manor Field Primary School
- West Sussex (217)
- National (16035)

✍ Writing - attaining GDS



16.9% in 2018

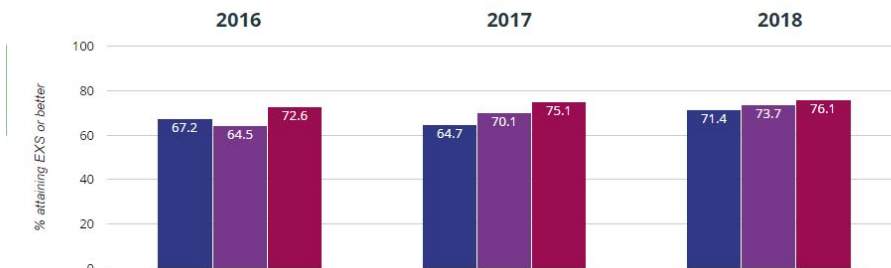
7.5% points rise since 2017

6.5% points rise since 2016

- Manor Field Primary School
- West Sussex (217)
- National (16035)

Key Stage 1 Data

⊕ Maths - attaining EXS or better



71.4% in 2018

6.7% points rise since 2017

4.2% points rise since 2016

■ Manor Field Primary School

■ West Sussex (217)

■ National (16035)

⊕ Maths - attaining GDS



22.1% in 2018

10.3% points rise since 2017

14.6% points rise since 2016

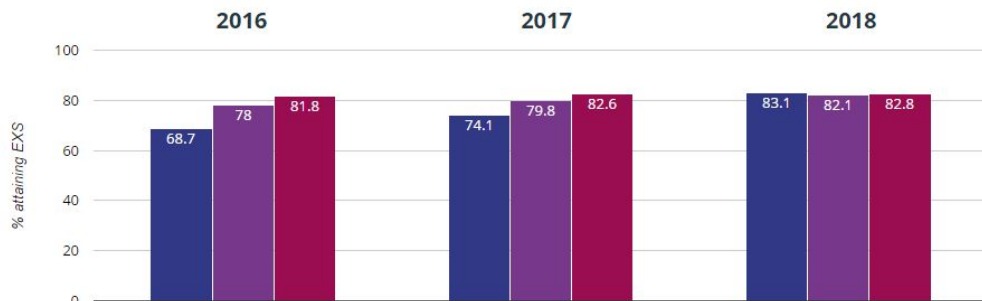
■ Manor Field Primary School

■ West Sussex (217)

■ National (16035)

Key Stage 1 Data

Science - attaining EXS



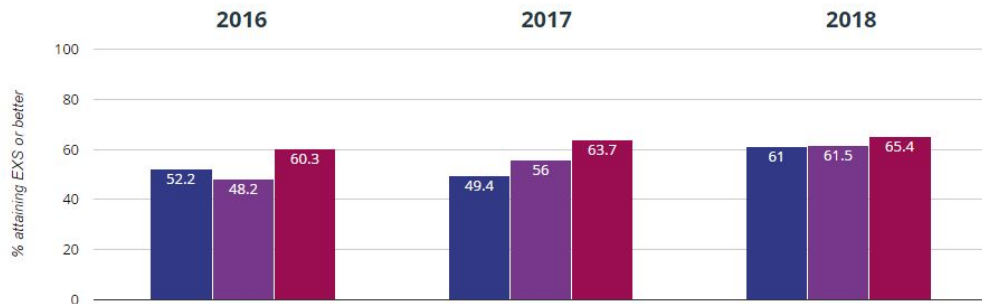
83.1% in 2018

9% points rise since 2017

14.4% points rise since 2016

- Manor Field Primary School
- West Sussex (217)
- National (16035)

RWM - attaining EXS or better



61% in 2018

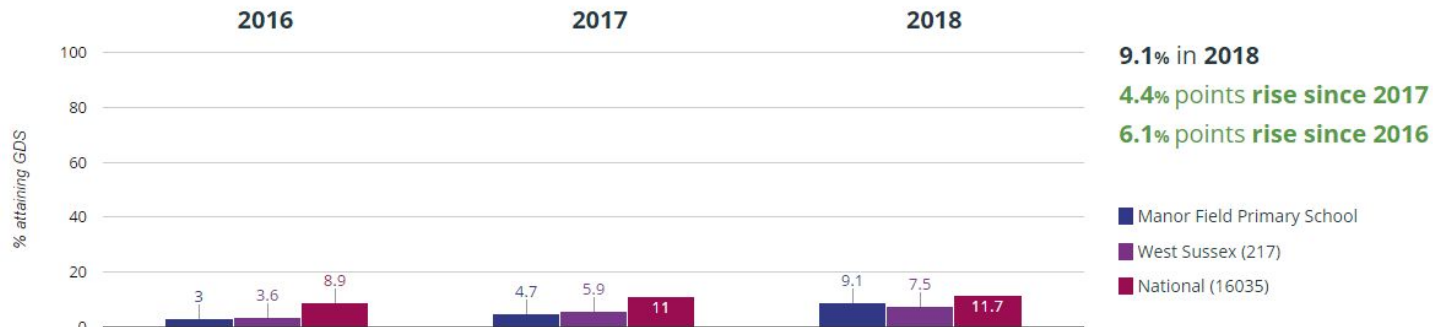
11.6% points rise since 2017

8.8% points rise since 2016

- Manor Field Primary School
- West Sussex (217)
- National (16035)

Key Stage 1 Data

RWM - attaining GDS

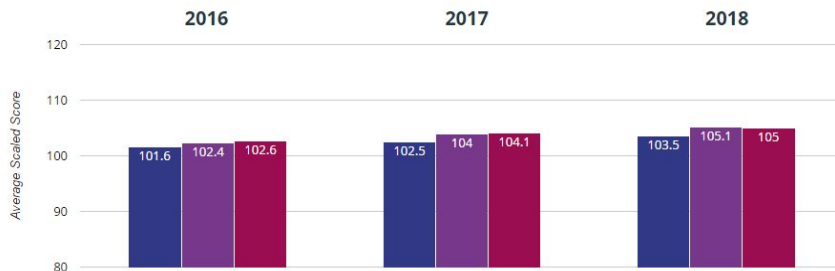


Reading, Writing, Maths and Science - attaining EXS



Key Stage 2 Data (DfE)

Reading - average scaled score



103.5 in 2018
1 points rise since 2017
1.9 points rise since 2016

■ Manor Field Primary School
 ■ West Sussex (217)
 ■ National (15345)

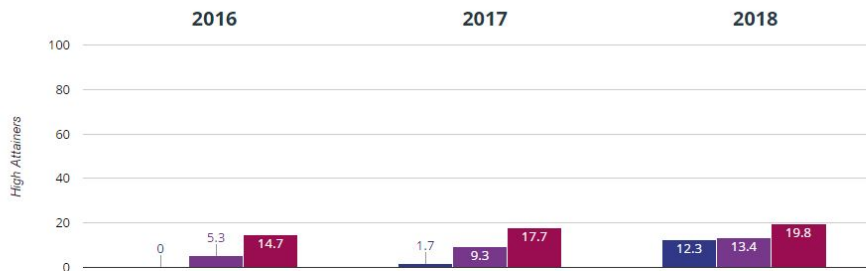
Writing - achieved standard



70.8% in 2018
5.3% points rise since 2017
7.3% points rise since 2016

■ Manor Field Primary School
 ■ West Sussex (217)
 ■ National (15345)

Writing - high attainers



12.3% in 2018
10.6% points rise since 2017
12.3% points rise since 2016

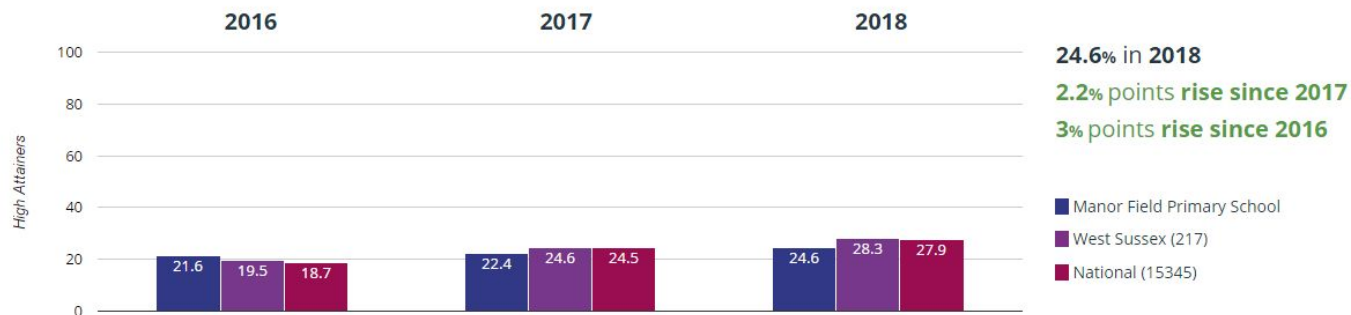
■ Manor Field Primary School
 ■ West Sussex (217)
 ■ National (15345)

Key Stage 2 Data (DfE)

📖 Reading - achieved standard

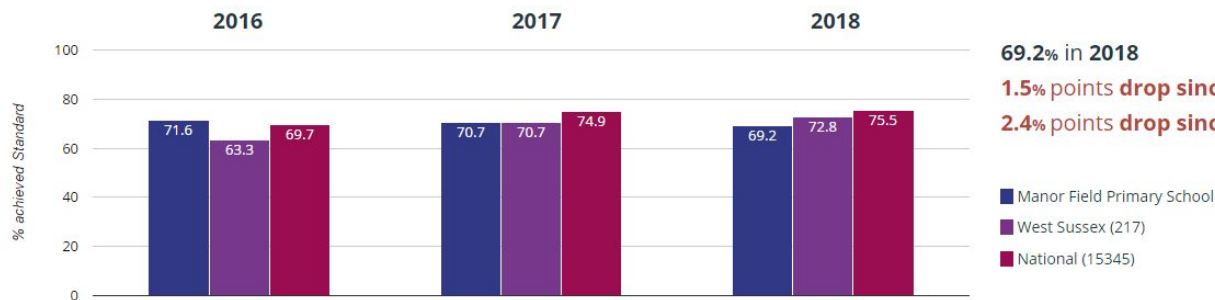


📖 Reading - high attainers



Key Stage 2 Data (DfE)

+ Maths - achieved standard

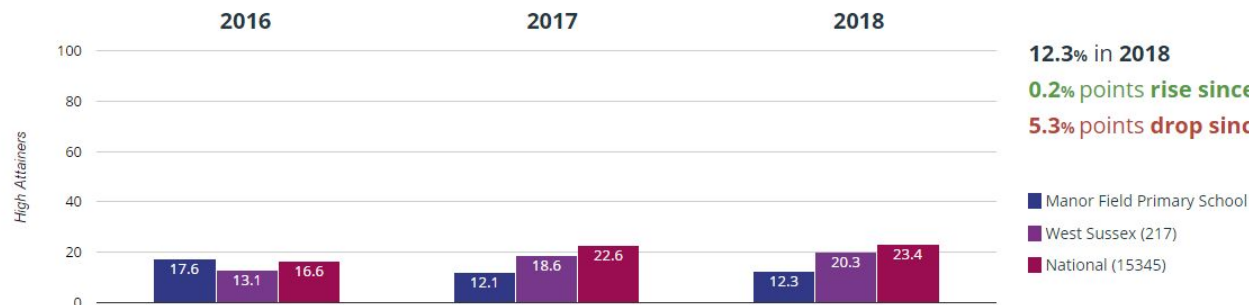


69.2% in 2018

1.5% points drop since 2017

2.4% points drop since 2016

+ Maths - high attainers



12.3% in 2018

0.2% points rise since 2017

5.3% points drop since 2016

Key Stage 2 Data (DfE)

⊕ Maths - average scaled score



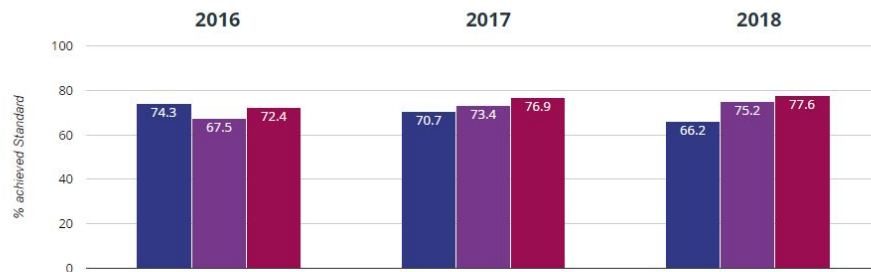
102 in 2018

0.7 points rise since 2017

0.3 points drop since 2016

■ Manor Field Primary School
■ West Sussex (217)
■ National (15345)

⊕ GPS - achieved standard



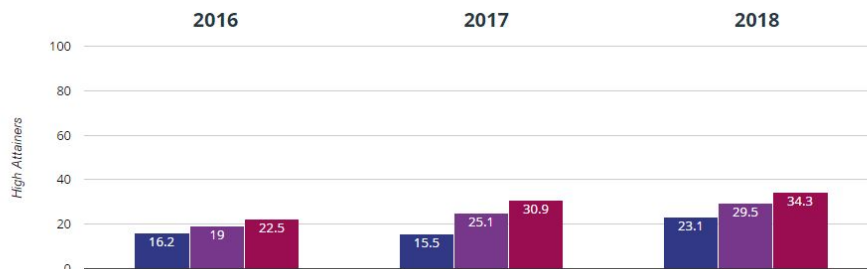
66.2% in 2018

4.5% points drop since 2017

8.1% points drop since 2016

■ Manor Field Primary School
■ West Sussex (217)
■ National (15345)

⊕ GPS - high attainers



23.1% in 2018

7.6% points rise since 2017

6.9% points rise since 2016

■ Manor Field Primary School
■ West Sussex (217)
■ National (15345)

Key Stage 2 Data (DfE)

GPS - average scaled score



103.9 in 2018

0.7 points rise since 2017

1.4 points rise since 2016

- Manor Field Primary School
- West Sussex (217)
- National (15345)

RWM - achieved standard



58.5% in 2018

1.6% points rise since 2017

7.1% points rise since 2016

- Manor Field Primary School
- West Sussex (217)
- National (15345)

RWM - high attainers



3.1% in 2018

1.4% points rise since 2017

3.1% points rise since 2016

- Manor Field Primary School
- West Sussex (217)
- National (15345)